

National scholarship portal

<https://scholarships.gov.in/>



New user

Click new registration

Click register - Fill all the details

scholarships.gov.in/View/Registration

The Sep 10 21:36:02 IST 2020 For Academic Year 2020-21 | Home | A... | Hindi

**National Scholarship Portal**  
Ministry Of Electronics & Information Technology,  
Government of India

[New User? Register](#)
[Login to Apply](#)
[Apply for Renewal](#)
[Search Institute/School/IT](#)

[Scheme Wise Scholarship Sanctioned List](#)

### Guidelines for Registration on National Scholarship Portal

Welcome to National Scholarship Portal (NSP)

**How to Apply?**  
Students applying for scholarship for the first time (**Fresh Students**) need to "Register" on the portal as fresh applicant by providing accurate and authenticated information as printed on their documents in the "Student Registration Form".  
The registration form is required to be filled by parents / guardian of students who are below the age of 18 years on the date of registration.  
Before initiating registration process, students / Parents / guardian are advised to keep the following documents handy:

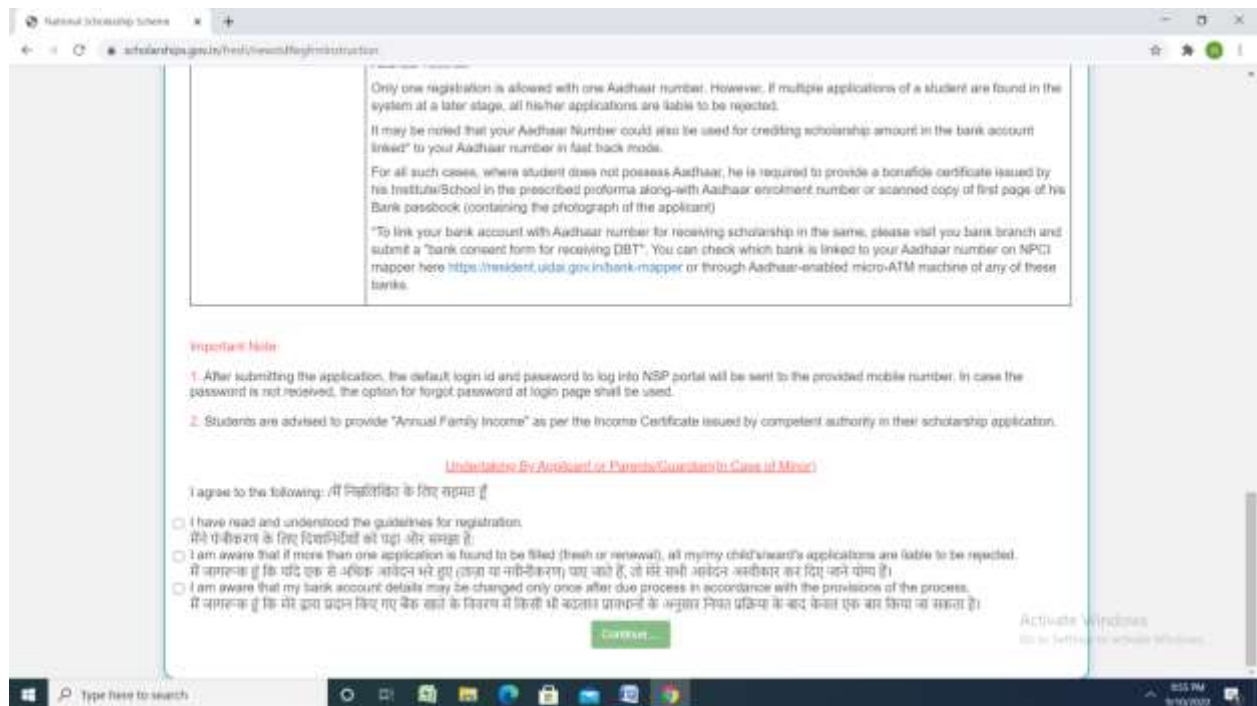
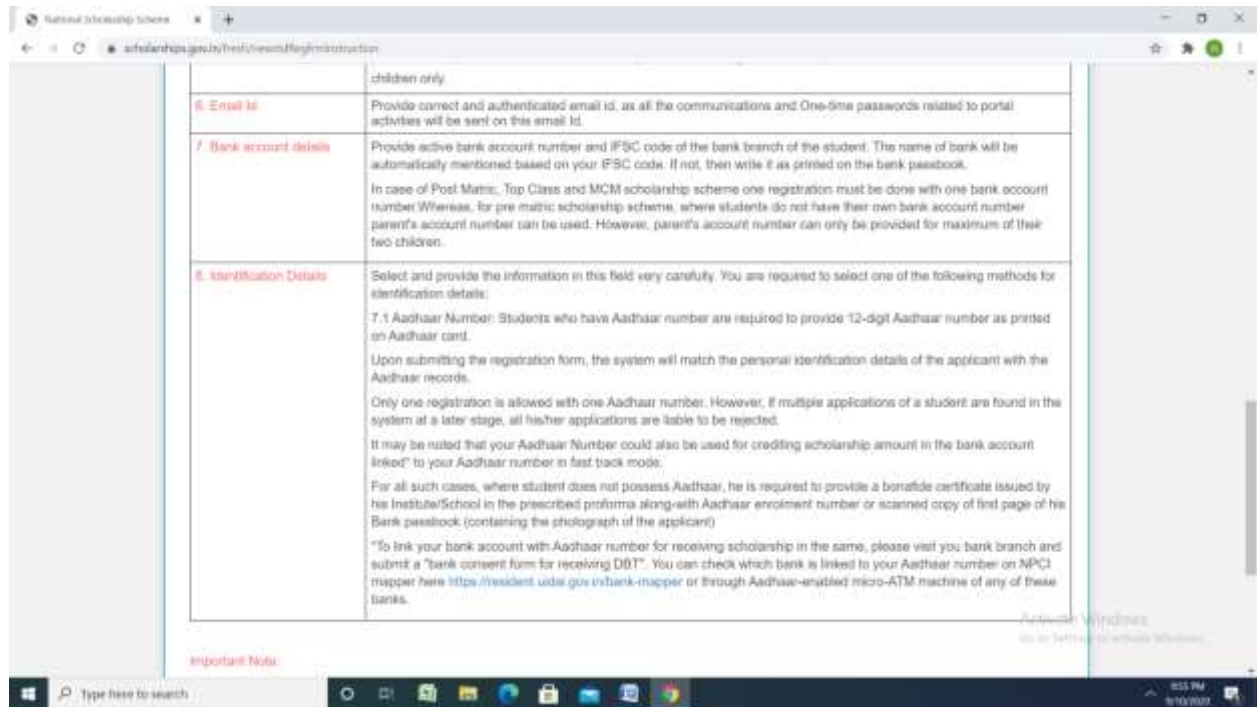
1. Educational documents of student
2. Student's Bank account number and IFSC code of the bank branch  
Note: For pre-matric scholarship scheme, where students do not have their own bank account, parents can provide their own account details. However, parents account number can only be used against scholarship applications for maximum two children.
3. Aadhaar number of the Student
4. If Aadhaar is not available, then Bonafide student certificate from Institute / School and
5. Aadhaar Enrolment ID or Scanned copy of Bank passbook
6. If Institute/School is different from domicile state of the applicant, then Bonafide student certificate from Institute / School.

Brief instructions for filling up the online Application Form are given below (Fields marked with \* are Mandatory fields)

scholarships.gov.in/View/Registration

Brief instructions for filling up the online Application Form are given below (Fields marked with \* are Mandatory fields)

1. <b>Date of Birth (DOB)*</b>	Provide DOB as printed in educational certificates.
2. <b>State of Domicile*</b>	Domicile state means the state in which students have their permanent address. Students are required to provide their domicile state correctly as the "Application Id" allotted to them will be based on domicile state. This application Id will also be used as "login id" on the portal and for future references. Once allotted the student will not be allowed to change the domicile State under any circumstances. The student needs to provide a Bonafide Certificate in the prescribed proforma if the Students domicile state is different from the state of Institute/School, her/she is studying.
3. <b>Scholarship Category*</b>	Scholarship schemes are divided in following major categories described below (Students are required to select the relevant category based on their class/course in which they are studying): 2.1 Pre-Matric Scholarship Scheme: For students studying from Class 1st to Class 10th. 2.2 Post - Matric Scholarship scheme/Top Class Scholarship Scheme/Ment Cum Merit Scholarship Scheme: For students studying from Class 11th, 12th and above including Courses like ITI, B.SC, B. Com., B. Tech, Medical students studying top level colleges such as IITs and IIMs/ students doing Technical and Professional courses etc. (Attach a hyperlink mentioning details of schemes of different Ministries)
4. <b>Name of Student*</b>	Provide name as printed in educational certificates. For students applying for Post Matric, Top Class and MCM scholarship scheme preferably provide name as printed in class 10th certificate. For students providing Aadhaar number to ensure that your name is correct in your Aadhaar card.
5. <b>Mobile Number*</b>	Provide correct and authenticated mobile number, as all the communications and One-time passwords related to portal activities will be sent as SMS on this mobile number. (i) In case of Post Matric, Top Class and MCM scholarship scheme only one registration is allowed with one mobile number. (ii) For pre-matric scholarship scheme, where students do not have mobile number, parents' mobile number can be provided. The parents' mobile number can only be used for filing scholarship applications for maximum of their two children only.
6. <b>Email Id*</b>	



Click – log in-Fresh 20-21

Home - National Scholarship Portal

scholarships.gov.in

SCHOLARSHIP For Academic Year 2020-21

NATIONAL SCHOLARSHIP PORTAL  
Ministry of Electronics & Information Technology,  
Government of India

New Registration Login

Digital India  
GOVERNMENT OF INDIA

Google Play

Home About Us Services Important Documents Institute List

Fresh 2020-21  
Fresh 2019-20  
Fresh 2018-19  
Fresh 2017-18  
Renewal 2020-21  
Renewal 2019-20  
Renewal 2018-19  
Renewal 2017-18

Giving you a  
**NEW START**  
Register now >

SEARCH FOR INSTITUTE DASHBOARD

Latest Updates

National Scholarship Portal is open for Fresh and Renewal Applications.

Attention Institutes  
The Institutes which are registered on NSP must to submit Institute

Central Schemes UGC / AICTE Schemes State Schemes

1 Ministry of Minority Affairs  
1 Department of Empowerment of Persons with Disabilities  
1 Ministry of Social Justice & Empowerment  
1 Ministry of Labour & Employment

Activate Windows  
Go to Settings to activate Windows.

Type here to search

1:00 PM 9/10/2020

NSP - Login

scholarships.gov.in/fresh/loginpage

Thu Sep 10 21:54:51 IST 2020 For Academic Year 2020-21 | Home | Aa | Hindi

National Scholarship Portal  
Ministry Of Electronics & Information Technology,  
Government of India

Digital India  
GOVERNMENT OF INDIA

New User? Register Login to Apply Apply for Renewal Search Institute/School/IT

Scheme Wise Scholarship Sanctioned List

Login for Fresh Application

Application ID

Password

Capcha

Can't See? Click on Refresh Button.

Login New Student? Register Here

Forgot Application ID? Forgot Password?

Activate Windows  
Go to Settings to activate Windows.

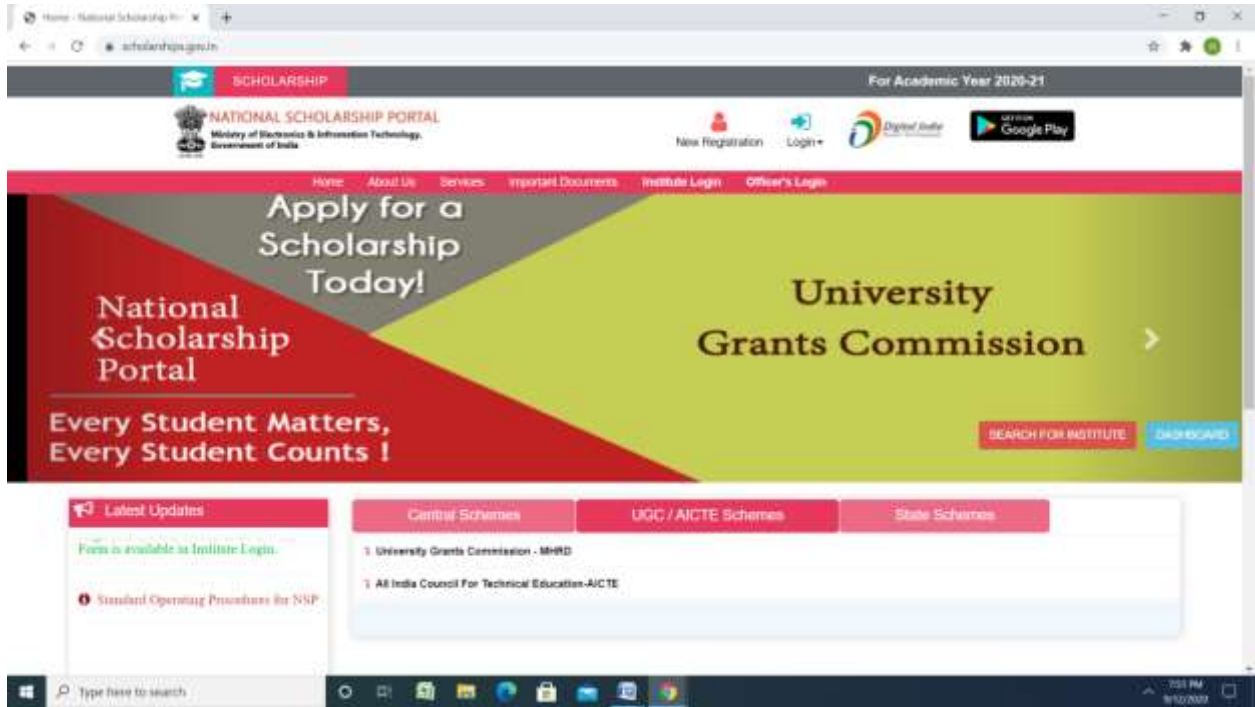
Type here to search

1:00 PM 9/10/2020

## Renewal

Click renewal 2020-21

The screenshot shows the National Scholarship Portal (NSP) website. The browser address bar displays "Home - National Scholarship Portal" and "nsfellowships.gov.in". The page header includes the NSP logo, "Ministry of Electronics & Information Technology, Government of India", and navigation links for "New Registration" and "Login". A dropdown menu is open, listing options for "Fresh" and "Renewal" for various academic years, with "Renewal 2020-21" highlighted. The main banner features a graphic of a hand holding a money bag, a laptop, and a graduate, with the text "Giving you a NEW START Register now >" and buttons for "SEARCH FOR INSTITUTE" and "DISKBOARD". Below the banner, there are sections for "Latest Updates" (notifying that the portal is open for fresh and renewal applications), "Attention Institutes" (advising registered institutes to submit applications), and "Central Schemes" (listing ministries like Minority Affairs, PwD, Social Justice & Empowerment, and Labour & Employment). The Windows taskbar at the bottom shows the time as 1:00 PM on 9/10/2020.



**PRAGATI SCHOLARSHIP SCHEME FOR GIRL STUDENTS ( TECHNICAL DIPLOMA)**

